

**INDO-BANGLA PHARMACEUTICALS LIMITED**



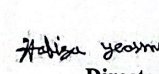
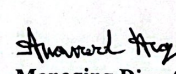

Un-Audited Financial Statements

**For the period ended 31 March, 2024**

**INDO-BANGLA PHARMACEUTICALS LTD**  
**STATEMENT OF FINANCIAL POSITION (Un-Audited)**  
**As at 31st March, 2024**

Particulars	Notes	Amounts in Taka	
		31st March, 2024	30th June 2023
<b>ASSETS:</b>			
<b>Non-current Assets:</b>		<b>1,326,451,906</b>	<b>1,344,573,299</b>
Property, Plant and Equipment	3.00	1,287,170,856	1,315,423,346
Capital Work In Progress	4.00	39,281,050	29,149,953
<b>Current Assets:</b>		<b>531,651,186</b>	<b>531,196,611</b>
Inventories	5.00	177,471,146	178,611,529
Trade & Other Receivables	6.00	225,013,624	223,651,430
Advance, Deposits and Prepayments	7.00	118,691,240	117,629,867
Cash and Cash equivalents	8.00	10,475,176	11,303,785
<b>TOTAL ASSETS</b>		<b>1,858,103,093</b>	<b>1,875,769,909</b>
<b>EQUITY AND LIABILITIES</b>			
<b>Shareholders' Equity:</b>		<b>1,607,204,181</b>	<b>1,621,822,173</b>
Share Capital	9.00	1,162,051,780	1,162,051,780
Retained Earnings	10.00	445,152,401	459,770,393
<b>NON-CURRENT LIABILITIES</b>		<b>137,045,142</b>	<b>129,144,490</b>
Deferred Tax Liability	11.00	137,045,142	129,144,490
<b>Current Liabilities:</b>		<b>113,853,770</b>	<b>124,803,247</b>
Short Term Loan	12.00	35,010,000	43,610,000
Unclaimed Dividend	13.00	15,099,614	15,099,614
Provision for WPPF	14.00	-	1,228,635
Trade Payables	15.00	591,893	832,555
Provision for Taxes	16.00	53,159,927	52,459,325
Liabilities for Expenses	17.00	9,992,336	11,573,118
<b>Total Liabilities :</b>		<b>250,898,912</b>	<b>253,947,737</b>
<b>TOTAL OWNER'S EQUITY AND LIABILITIES</b>		<b>1,858,103,093</b>	<b>1,875,769,910</b>
<b>Net Asset Value (NAV) Per Share</b>	<b>26.00</b>	<b>13.83</b>	<b>13.96</b>

Annexed notes form an integral part of these financial statements.





  
 Chief Financial Officer    Company Secretary    Director    Managing Director    Chairman

Signed in terms of our separate report of even date annexed.

Place: Dhaka

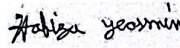
Date: April 30, 2024

**INDO-BANGLA PHARMACEUTICALS LTD**  
**STATEMENT OF PROFIT OR LOSS AND OTHER COMPREHENSIVE INCOME (Un-Audited)**  
**For the third quarter ended 31st March, 2024**

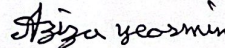
Particulars	Notes	Amounts in Taka			
		1st July 2023 to 31st Mar,2024	1st July 2022 to 31st Mar,2023	1st Jan,2024 to 31st Mar,2024	1st Jan, 2023 to 31st Mar,2023
Net Sales Revenue	18.00	162,460,031	325,330,037	19,109,440	103,387,919
Less: Cost of Sales	19.00	139,338,930	235,222,514	17,749,288	77,662,997
<b>Gross Profit</b>		<b>23,121,101</b>	<b>90,107,523</b>	<b>1,360,152</b>	<b>25,724,922</b>
<b>Less: Operating Expenses:</b>		<b>29,391,649</b>	<b>65,214,621</b>	<b>7,805,661</b>	<b>20,308,326</b>
Administrative Expenses	20.00	19,881,029	39,455,948	4,980,428	11,473,671
Financial Expenses	21.00	3,542,391	4,662,532	1,065,809	1,687,500
Selling & Distributing Expenses	22.00	5,968,229	21,096,141	1,759,424	7,147,155
<b>Profit from Operations</b>		<b>(6,270,548)</b>	<b>24,892,903</b>	<b>(6,445,509)</b>	<b>5,416,596</b>
Add: Non Operating Income:	23.00	253,810	1,120,250	115,420	-
<b>Profit before Contribution to WPPF &amp; Welfare Fund</b>		<b>(6,016,738)</b>	<b>26,013,153</b>	<b>(6,330,089)</b>	<b>5,416,596</b>
Less: Contribution to WPPF & Welfare Fund	14.00	-	1,238,722	-	257,933
<b>Profit before Tax</b>		<b>(6,016,738)</b>	<b>24,774,431</b>	<b>(6,330,089)</b>	<b>5,158,663</b>
<b>Less: Income Tax Expenses:</b>		<b>8,601,253</b>	<b>12,901,282</b>	<b>2,733,072</b>	<b>4,149,161</b>
Current Tax	24.00	700,602	2,176,030	99,522	620,327
Deferred Tax	11.00	7,900,651	10,725,252	2,633,550	3,528,834
<b>Net Profit for the period</b>		<b>(14,617,991)</b>	<b>11,873,149</b>	<b>(9,063,161)</b>	<b>1,009,502</b>
<b>Basic Earnings per share (EPS)</b>	25.00	<b>(0.13)</b>	<b>0.10</b>	<b>(0.08)</b>	<b>0.01</b>

  
Chief Financial Officer

  
Company Secretary

  
Director

  
Managing Director

  
Chairman

Dated: Dhaka  
Date: April 30, 2024

**INDO-BANGLA PHARMACEUTICALS LTD**  
**STATEMENT OF CHANGES IN EQUITY (Un-Audited)**  
**For the third Quarter ended 31st March, 2024**


Particulars	Share Capital	Retained Earnings	Total Equity
Balance as at 01-July-2023	1,162,051,780	459,770,393	1,621,822,173
Net Profit for the period	-	(14,617,991)	(14,617,991)
Balance as at 31-Mar-2024	1,162,051,780	445,152,401	1,607,204,181

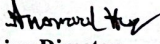
**INDO-BANGLA PHARMACEUTICALS LTD.**  
**STATEMENT OF CHANGES IN EQUITY (Un-Audited)**  
**For the third Quarter ended 31st March, 2023**

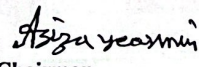
Particulars	Share Capital	Retained Earnings	Total Equity
Balance as at 01-07-2022	1,162,051,780	462,983,777	1,625,035,557
Cash Dividend		(11,620,518)	(11,620,518)
Net Profit for the period	-	11,873,149	11,873,149
Balance as at 31-03-2023	1,162,051,780	463,236,408	1,625,288,188

  
**Chief Financial Officer**  
 Place: Dhaka

  
**Company Secretary**

  
**Director**

  
**Managing Director**

  
**Chairman**

Date: April 30, 2024

**INDOBANGLA PHARMACEUTICALS LIMITED**  
**Statement Of Cash Flows (Un-Audited)**  
**For the Period ended 31st March, 2024**

Particulars	Amounts in Taka	
	1st July 2023 to 31st Mar,2024	1st July 2022 to 31st Mar,2023
<b>Cash Flow from Operating Activities</b>		
Cash receipts from customers	161,097,837	312,560,230
Cash receipts from others income	253,810	420,250
Cash payment to Suppliers	(100,133,798)	(217,500,279)
Cash payment to Employees	(24,723,569)	(33,451,290)
Cash payment to Others	(13,514,103)	(46,772,240)
<b>Cash Generate from operation</b>	<b>22,980,177</b>	<b>15,256,671</b>
Cash payment against income Tax	(636,642)	(8,370,125)
<b>Net Cash from Operating Activities</b>	<b>22,343,535</b>	<b>6,886,546</b>
<b>Cash Flow from Investing Activities</b>		
Acquisition of property, plant and equipment	-	(1,000,000)
Receive from Sale of Land	-	2,700,000
Paid for Work In Progress	(10,131,097)	(25,682,986)
<b>Net Cash used in Investing Activities</b>	<b>(10,131,097)</b>	<b>(23,982,986)</b>
<b>Cash Flow from Financing Activities</b>		
Short Term Loan	(8,600,000)	12,653,000
Financial Expenses	(4,441,047)	(4,095,767)
Paid for Dividend Refund	-	(8,191,370)
<b>Net Cash from Financing Activities</b>	<b>(13,041,047)</b>	<b>365,863</b>
<b>Net increase in Cash and Cash equivalents</b>	<b>(828,608)</b>	<b>(16,730,577)</b>
Cash and Cash Equivalents at beginning of the period	11,303,785	33,691,519
<b>Cash and Cash Equivalent at end of the Period</b>	<b>10,475,177</b>	<b>16,960,942</b>

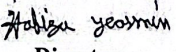
Net Operating Cash Flows Per Share (NOCFPS)

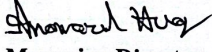
0.19

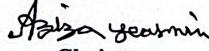
0.06

  
Chief Financial Officer

  
Company Secretary

  
Director

  
Managing Director

  
Chairman

Dated: Dhaka

Date: April 30, 2024