



INDO-BANGLA PHARMACEUTICALS LTD
STATEMENT OF FINANCIAL POSITION

As at 30 June, 2019

Particulars	Notes	Amounts in Taka	
		30-Jun-19	30-Jun-18
ASSETS:			
Non-current Assets		818,523,321	654,019,821
Property, Plant and Equipment	3.00	743,134,778	648,473,901
Capital Work In Progress	4.00	75,388,543	5,545,920
Current Assets		767,224,351	565,947,614
Inventories	5.00	202,867,111	166,752,790
Trade & Other Receivables	6.00	180,041,951	188,296,158
Advance, Deposits and Prepayments	7.00	223,733,862	119,219,047
Cash and Cash equivalents	8.00	160,581,427	91,679,619
TOTAL ASSETS		1,585,747,672	1,219,967,435
EQUITY AND LIABILITIES:			
Shareholders' Equity		1,374,627,332	1,036,100,643
Share Capital	9.00	1,023,000,000	730,000,000
Retained Earnings	10.00	351,627,332	306,100,643
Non-Current Liabilities		66,759,081	67,249,601
Deferred Tax Liability	11.00	66,759,081	67,249,601
Current Liabilities		144,361,259	116,617,191
Provision for WPPF	12.00	9,038,917	7,576,461
Trade Payables	13.00	6,108,271	6,541,572
Provision for Income Tax	14.00	123,615,998	97,573,822
Liabilities for Expenses	15.00	5,598,073	4,925,336
TOTAL OWNER'S EQUITY AND LIABILITIES		1,585,747,672	1,219,967,435
Net Asset Value (NAV) Per Share	23.00	13.44	14.19

Annexed notes form an integral part of these financial statements.

Chief Financial Officer

Company Secretary

Director

Managing Director

Signed in terms of our annexed report of even date.

Place: Dhaka
Date: 28 October, 2019

Mahfel Huq & Co.
Chartered Accountants









INDO-BANGLA PHARMACEUTICALS LTD
STATEMENT OF PROFIT OR LOSS AND OTHER COMPREHENSIVE INCOME
For the year ended 30 June, 2019

Particulars	Notes	Amount in Taka	
		30-Jun-19	30-Jun-18
Net Sales Revenue	16.00	740,714,183	659,971,100
Less: Cost of Sales	17.00	444,163,230	399,570,368
Gross Profit		296,550,952	260,400,732
Less: Operating Expenses		118,269,079	107,222,621
Administrative Expenses	18.00	36,552,436	30,320,291
Selling & Distributing Expenses	19.00	81,716,643	76,902,330
Profit from Operations		178,281,873	153,178,111
Add: Non Operating Income	20.00	11,535,389	5,927,580
Profit before Contribution to WPPF & Welfare Fund		189,817,262	159,105,691
Less: Contribution to WPPF & Welfare Fund	12.00	9,038,917	7,576,461
Profit before Tax		180,778,345	151,529,230
Less: Income Tax Expenses		25,551,656	53,035,230
Current Tax	21.00	26,042,176	23,965,820
Deferred Tax	11.00	(490,520)	29,069,410
Net profit for the year		155,226,689	98,493,999
Earnings Per Share (EPS)	22.00	1.58	1.20

Annexed notes form an integral part of these financial statements.

 Chief Financial Officer
  Company Secretary
  Director
  Managing Director

Signed in terms of our annexed report of even date.

Place: Dhaka
Date: 28 October, 2019


 Mahfel Huq & Co.
Chartered Accountants






INDO-BANGLA PHARMACEUTICALS LTD
STATEMENT OF CHANGES IN EQUITY
For the year ended 30 June, 2019

Particulars	Share Capital	Retained Earnings	Total
Balance as on 01-07-2018	730,000,000	306,100,643	1,036,100,643
Issue of share Capital (IPO)	200,000,000		200,000,000
Issue of share Capital (Bonus)	93,000,000	(93,000,000)	-
IPO Expenses	-	(16,700,000)	(16,700,000)
Net Profit for the year	-	155,226,689	155,226,689
Balance as on 30-06-2019	1,023,000,000	351,627,332	1,374,627,332


INDO-BANGLA PHARMACEUTICALS LTD
STATEMENT OF CHANGES IN EQUITY
For the year ended 30 June, 2018

Particulars	Share Capital	Retained Earnings	Total
Balance as on 01-07-2017	730,000,000	207,606,643	937,606,643
Net Profit for the year	-	98,493,999	98,493,999
Balance as on 30-06-2018	730,000,000	306,100,643	1,036,100,643

Annexed notes form an integral part of these financial statements.


Chief Financial Officer


Company Secretary


Director


Managing Director





INDO-BANGLA PHARMACEUTICALS LTD
STATEMENT OF CASH FLOWS
For the year ended 30 June, 2019

Particulars	Notes	Amounts in Taka	
		30-Jun-19	30-Jun-18
(A) Cash Flow From Operating Activities :			
Cash receipts from customers	26.00	750,125,650	635,487,960
Cash receipts from others income	27.00	14,564,437	5,971,690
Cash payment to suppliers	28.00	(429,631,922)	(401,861,730)
Cash payment to employees		(63,290,278)	(60,827,019)
Cash payment to others		(79,684,302)	(70,469,121)
Cash generate from operation		192,083,585	108,301,780
Cash payment against income Tax		(25,294,755)	(20,848,700)
Net Cash From Operating Activities		166,788,830	87,453,080
(B) Cash Flow from Investing Activities :			
Acquisition of property, plant and equipment	29.00	(84,235,781)	(70,453,822)
Paid for Work In Progress	30.00	(69,842,623)	(5,545,920)
Paid for Land (Gazipur)		(100,000,000)	-
Advance paid for L/C Margin Machinery	31.00	(27,908,618)	(36,585,950)
Net Cash used in Investing Activities		(281,987,022)	(112,585,692)
(C) Cash Flow From Financing Activities :			
Proceeds from issue of share capital		200,000,000	-
IPO Expenses		(15,900,000)	-
Net Cash From Financing Activities		184,100,000	-
Net increase/decrease in cash & cash equivalents (A+B+C)		68,901,808	(25,132,612)
Cash & cash equivalents at beginning of the year		91,679,619	116,812,231
Cash and Cash Equivalent at end of the year		160,581,427	91,679,619
Net Operating Cash Flows Per Share (NOCFPS)	24.00	1.70	1.06

Annexed notes form an integral part of these financial statements.

Chief Financial Officer

Company Secretary

Director

Managing Director

