

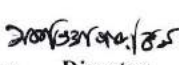
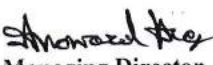
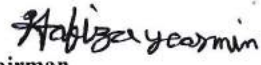


INDO-BANGLA PHARMACEUTICALS LTD
STATEMENT OF FINANCIAL POSITION (Un-Audited)
As at 31st March 2022

Particulars	Notes	Amounts in Taka	
		31st Mar 2022	30th June 2021
ASSETS:			
Non-current Assets:		1,314,845,728	1,295,291,134
Property, Plant and Equipment	3.00	1,314,704,078	1,229,114,043
Capital Work In Progress	4.00	141,650	66,177,091
Current Assets:		643,630,004	595,555,779
Inventories	5.00	197,109,244	202,093,690
Trade & Other Receivables	6.00	280,795,727	245,752,165
Advance, Deposits and Prepayments	7.00	129,295,970	125,230,137
Cash and Cash equivalents	8.00	36,429,063	22,479,787
TOTAL ASSETS		1,958,475,732	1,890,846,913
EQUITY AND LIABILITIES			
Shareholders' Equity:		1,671,506,303	1,625,418,375
Share Capital	9.00	1,137,371,400	1,137,371,400
Retained Earnings	10.00	534,134,903	488,046,975
NON-CURRENT LIABILITIES		123,731,045	108,175,003
Deferred Tax Liability	11.00	123,731,045	108,175,003
Current Liabilities:		163,238,384	157,253,535
Short Term Loan	12.00	79,196,254	84,943,000
Provision for WPPF	13.00	4,622,244	8,467,175
Trade Payables	14.00	672,714	618,229
Provision for Taxes	15.00	55,960,764	50,716,709
Liabilities for Expenses	16.00	22,786,408	12,508,422
TOTAL OWNER'S EQUITY AND LIABILITIES		1,958,475,732	1,890,846,913
Net Asset Value (NAV) Per Share	25.00	14.70	14.29

Annexed notes form an integral part of these financial statements.

Chief Financial Officer Company Secretary Director Managing Director Chairman

Signed in terms of our separate report of even date annexed.

Place: Dhaka

Date: April 27, 2022

INDO-BANGLA PHARMACEUTICALS LTD

STATEMENT OF PROFIT OR LOSS AND OTHER COMPREHENSIVE INCOME (Un-Audited)

For the Third quarter ended 31 March 2022

Particulars	Notes	Amounts in Taka			
		1st July 2021 to 31st Mar 2022	1st July 2020 to 31st Mar 2021	1st Janu 2022 to 31st Mar 2022	1st Janu 2021 to 31st Mar 2021
Net Sales Revenue	17.00	435,226,212	598,286,013	144,354,953	179,001,261
Less: Cost of Sales	18.00	295,224,860	385,191,402	110,470,232	131,753,213
Gross Profit		140,001,352	213,094,611	33,884,721	47,248,048
Less: Operating Expenses:		43,737,412	88,147,879	16,048,314	27,429,067
Administrative Expenses	19.00	29,384,594	27,863,292	10,397,570	9,718,097
Financial Expenses	20.00	2,963,587	2,563,461	1,068,750	1,462,375
Selling & Distributing Expenses	21.00	11,389,231	57,721,126	4,581,994	16,248,595
Profit from Operations		96,263,940	124,946,732	17,836,407	19,818,981
Add: Non Operating Income:	22.00	803,180	407,800	374,100	-
Profit before Contribution to WPPF & Welfare Fund		97,067,120	125,354,532	18,210,507	19,818,981
Less: Contribution to WPPF & Welfare Fund	13.00	4,622,244	5,969,263	867,167	943,761
Profit before Tax		92,444,876	119,385,268	17,343,340	18,875,220
Less: Income Tax Expenses:		20,800,097	29,887,098	3,902,252	4,718,805
Current Tax	23.00	5,244,055	7,823,230	(1,247,713)	(3,740,085)
Deferred Tax	11.00	15,556,042	22,063,868	5,149,965	8,458,890
Net Profit for the period		71,644,779	89,498,171	13,441,088	14,156,415
Basic Earnings per share (EPS)	24.00	0.63	0.79	0.12	0.12

 Chief Financial Officer
 Company Secretary
 Director
 Managing Director
 Chairman

Dated: Dhaka
Date: April 27, 2022

INDO-BANGLA PHARMACEUTICALS LTD
STATEMENT OF CHANGES IN EQUITY (Un-Audited)
For the Third quarter ended 31 March, 2022

Particulars	Share Capital	Retained Earnings	Total Equity
	Note - 09	Note : 10	
Balance as at 01-07-2021	1,137,371,400	488,046,975	1,625,418,375
Issue of Share Capital (Bonus)			-
Cash Dividend		(25,556,851)	(25,556,851)
Net Profit for the period		71,644,779	71,644,779
Balance as at 31-12-2021	1,137,371,400	534,134,903	1,671,506,303

STATEMENT OF CHANGES IN EQUITY
For the Third quarter ended 31 March, 2021

Particulars	Share Capital	Retained Earnings	Total Equity
	Note - 09	Note : 10	
Balance as at 01-07-2020	1,115,070,000	402,528,176	1,517,598,176
Issue of Share Capital (Bonus)	22,301,400	(22,301,400)	-
Cash Dividend		(26,908,208)	(26,908,208)
Net Profit for the period		89,498,171	89,498,171
Balance as at 31-12-2020	1,137,371,400	442,816,739	1,580,188,139







Chief Financial Officer Company Secretary Director Managing Director Chairman

Place: Dhaka

Date: April 27, 2022

INDOBANGLA PHARMACEUTICALS LIMITED


Statement Of Cash Flows (Un-Audited)
For the Period ended 31st December, 2021

Particulars	Amounts in Taka	
	31st Mar, 2022	31st March, 2021
Cash Flow from Operating Activities		
Cash receipts from customers	400,182,650	586,025,650
Cash receipts from others income	803,180	407,800
Cash payment to Suppliers	(263,353,252)	(352,789,316)
Cash payment to Employees	(37,081,091)	(67,720,710)
Cash payment to Others	(24,707,480)	(43,678,094)
Cash Generate from operation	75,844,007	122,245,330
Cash payment against income Tax	(11,523,055)	(26,665,408)
Net Cash from Operating Activities	64,320,951	95,579,922
Cash Flow from Investing Activities		
Acquisition of property, plant and equipment	(28,142,530)	(157,858,775)
Paid for Work In Progress	(141,650)	-
Net Cash used in Investing Activities	(28,284,180)	(157,858,775)
Cash Flow from Financing Activities		
Short Term Loan	(5,746,746)	144,746,500
Financial Expenses	(3,689,830)	(59,841,499)
Cash payment to dividend	(12,650,920)	(26,908,208)
Net Cash from Financing Activities	(22,087,496)	57,996,793
Net increase in Cash and Cash equivalents	13,949,276	(4,282,060)
Cash and Cash Equivalents at beginning of the period	22,479,787	13,838,790
Cash and Cash Equivalent at end of the Period	36,429,063	9,556,730

Net Operating Cash Flows Per Share (NOCFPS)


0.57

0.84


Chief Financial Officer


Company Secretary


Director


Managing Director


Chairman

Dated: Dhaka

Date: April 27, 2022