

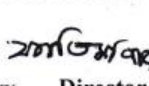




INDO-BANGLA PHARMACEUTICALS LTD
STATEMENT OF FINANCIAL POSITION (Un-Audited)
As at 31st December 2021

Particulars	Notes	Amounts in Taka	
		31st Dec 2021	30th June 2021
ASSETS:			
Non-current Assets:		1,324,746,180	1,295,291,134
Property, Plant and Equipment	3.00	1,324,604,530	1,229,114,043
Capital Work In Progress	4.00	141,650	66,177,091
Current Assets:		636,884,808	595,555,779
Inventories	5.00	200,207,633	202,093,690
Trade & Other Receivables	6.00	281,357,974	245,752,165
Advance, Deposits and Prepayments	7.00	106,487,079	125,230,137
Cash and Cash equivalents	8.00	48,832,122	22,479,787
TOTAL ASSETS		1,961,630,988	1,890,846,913
EQUITY AND LIABILITIES			
Shareholders' Equity:		1,658,065,215	1,625,418,375
Share Capital	9.00	1,137,371,400	1,137,371,400
Retained Earnings	10.00	520,693,815	488,046,975
NON-CURRENT LIABILITIES		118,581,081	108,175,003
Deferred Tax Liability	11.00	118,581,081	108,175,003
Current Liabilities:		184,984,693	157,253,535
Short Term Loan	12.00	80,799,719	84,943,000
Provision for WPPF	13.00	12,222,252	8,467,175
Trade Payables	14.00	638,833	618,229
Provision for Taxes	15.00	57,208,477	50,716,709
Liabilities for Expenses	16.00	34,115,412	12,508,422
TOTAL OWNER'S EQUITY AND LIABILITIES		1,961,630,988	1,890,846,913
Net Asset Value (NAV) Per Share	25.00	14.58	14.29

Annexed notes form an integral part of these financial statements.

Chief Financial Officer Company Secretary Director Managing Director Chairman

Signed in terms of our separate report of even date annexed.

Place: Dhaka

Date: January 30, 2022

INDO-BANGLA PHARMACEUTICALS LTD
STATEMENT OF PROFIT OR LOSS AND OTHER COMPREHENSIVE INCOME (Un-Audited)
For the Second quarter ended 31 December 2021


Particulars	Notes	Amounts in Taka			
		1st July 2021 to 31st Dec.2021	1st July 2020 to 31st Dec.2020	1st October 2021 to 31st Dec 2021	1st October 2020 to 31st Dec 2020
Net Sales Revenue	17.00	290,871,259	419,284,752	132,120,797	208,839,239
Less: Cost of Sales	18.00	184,754,628	253,438,189	91,263,646	125,227,011
Gross Profit		106,116,631	165,846,563	40,857,151	83,612,228
Less: Operating Expenses:		27,689,098	60,718,812	13,826,930	31,088,356
Administrative Expenses	19.00	18,987,024	18,145,195	9,711,331	9,403,365
Financial Expenses	20.00	1,894,837	1,101,086	886,500	1,046,923
Selling & Distributing Expenses	21.00	6,807,237	41,472,531	3,229,099	20,638,068
Profit from Operations		78,427,533	105,127,751	27,030,221	52,523,872
Add: Non Operating Income:	22.00	429,080	407,800	182,450	182,450
Profit before Contribution to WPPF & Welfare Fund		78,856,613	105,535,551	27,212,671	52,706,322
Less: Contribution to WPPF & Welfare Fund	13.00	3,755,077	5,025,502	1,295,841	2,509,825
Profit before Tax		75,101,536	100,510,049	25,916,830	50,196,497
Less: Income Tax Expenses:		16,897,845	25,168,292	5,831,286	12,567,369
Current Tax	23.00	6,491,768	11,563,315	631,814	4,999,834
Deferred Tax	11.00	10,406,077	13,604,977	5,199,472	7,567,535
Net Profit for the period		58,203,691	75,341,757	20,085,544	37,629,128
Basic Earnings per share (EPS)	24.00	0.51	0.66	0.18	0.33


Chief Financial Officer


Company Secretary


Director


Managing Director


Chairman

Dated: Dhaka
Date: January 30, 2022

INDO-BANGLA PHARMACEUTICALS LTD
STATEMENT OF CHANGES IN EQUITY (Un-Audited)
For the Second quarter ended 31 December, 2021

Particulars	Share Capital	Retained Earnings	Total Equity
	Note - 09	Note : 10	
Balance as at 01-07-2021	1,137,371,400	488,046,975	1,625,418,375
Issue of Share Capital (Bonus)			-
Cash Dividend		(25,556,851)	(25,556,851)
Net Profit for the period	-	58,203,691	58,203,691
Balance as at 31-12-2021	1,137,371,400	520,693,815	1,658,065,215

STATEMENT OF CHANGES IN EQUITY
For the Second quarter ended 31 December, 2020

Particulars	Share Capital	Retained Earnings	Total Equity
	Note - 09	Note : 10	
Balance as at 01-07-2020	1,115,070,000	402,528,176	1,517,598,176
Issue of Share Capital (Bonus)	22,301,400	(22,301,400)	-
Cash Dividend	-	(26,908,208)	(26,908,208)
Net Profit for the period		75,341,757	75,341,757
Balance as at 31-12-2020	1,137,371,400	428,660,325	1,566,031,725



Chief Financial Officer Company Secretary Director Managing Director Chairman
 Place: Dhaka
 Date: January 30, 2022

INDOBANGLA PHARMACEUTICALS LIMITED

Statement Of Cash Flows (Un-Audited)
For the Period ended 31st December, 2021

Particulars	Amounts in Taka	
	31st Dec, 2021	31st Dec, 2020
Cash Flow from Operating Activities		
Cash receipts from customers	255,265,450	412,536,250
Cash receipts from others income	429,080	407,800
Cash payment to Suppliers	(157,755,806)	(245,293,172)
Cash payment to Employees	(25,611,575)	(46,588,952)
Cash payment to Others	(17,381,510)	(25,674,817)
Cash Generate from operation	54,945,639	95,387,109
Cash payment against income Tax	(8,044,763)	(18,415,123)
Net Cash from Operating Activities	46,900,876	76,971,986
Cash Flow from Investing Activities		
Acquisition of property, plant and equipment	(13,642,530)	(112,525,325)
Paid for Work In Progress	(141,650)	-
Net Cash used in Investing Activities	(13,784,180)	(112,525,325)
Cash Flow from Financing Activities		
Short Term Loan	(4,143,281)	60,193,500
Financial Expenses	(2,621,080)	(11,183,789)
Net Cash from Financing Activities	(6,764,361)	49,009,711
Net increase in Cash and Cash equivalents	26,352,335	13,456,372
Cash and Cash Equivalents at beginning of the period	22,479,787	13,838,790
Cash and Cash Equivalent at end of the Period	48,832,122	27,295,162

Net Operating Cash Flows Per Share (NOCFPS)

0.41

0.68







Chief Financial Officer Company Secretary Director Managing Director Chairman

Dated: Dhaka

Date: January 30, 2022