



INDO-BANGLA PHARMACEUTICALS LTD
STATEMENT OF FINANCIAL POSITION (Un-Audited)


As at 30 September 2020

Particulars	Notes	Amounts in Taka	
		30th Sep,2020	30th June,2020
ASSETS:			
Non-current Assets:			
Property, Plant and Equipment	3.00	1,121,029,183	1,061,759,460
Capital Work In Progress	4.00	48,550,249	65,050,214
Current Assets:			
Inventories	5.00	195,438,810	190,289,732
Trade & Other Receivables	6.00	236,400,189	226,078,126
Advance, Deposits and Prepayments	7.00	196,342,571	182,249,756
Cash and Cash equivalents	8.00	13,607,507	13,838,790
TOTAL ASSETS		1,811,368,510	1,739,266,078
EQUITY AND LIABILITIES			
Shareholders' Equity:			
Share Capital	9.00	1,115,070,000	1,115,070,000
Retained Earnings	10.00	440,240,805	402,528,176
NON-CURRENT LIABILITIES			
Deferred Tax Liability	11.00	100,758,127	94,720,685
Current Liabilities:			
Short Term Loan	12.00	20,035,163	-
Provision for WPPF	13.00	13,365,955	10,850,277
Trade Payables	14.00	623,789	371,989
Provision for Taxes	15.00	114,333,862	107,770,381
Liabilities for Expenses	16.00	6,940,809	7,954,570
TOTAL OWNER'S EQUITY AND LIABILITIES		1,811,368,510	1,739,266,078
Net Asset Value (NAV) Per Share	23.00	13.95	13.61


Chief Financial Officer


Company Secretary


Director



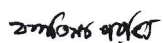



Managing Director


Chairman

Date: Dhaka
12-Nov-20

INDO-BANGLA PHARMACEUTICALS LTD
STATEMENT OF PROFIT OR LOSS AND OTHER COMPREHENSIVE INCOME (Un-Audited)
For the first quarter ended 30 September 2020

Particulars	Notes	Amounts in Taka	
		30th Sep,2020	30th Sep,2019
Net Sales Revenue	16.00	210,445,513	214,684,739
Less: Cost of Sales	17.00	128,211,178	127,178,317
Gross Profit		82,234,335	87,506,422
Less: Operating Expenses:		29,630,456	27,106,911
Administrative Expenses	18.00	8,741,829	7,437,831
Financial Expenses	19.00	54,163	-
Selling & Distributing Expenses	20.00	20,834,463	19,669,080
Profit from Operations		52,603,880	60,399,511
Add: Non Operating Income:	21.00	225,350	1,649,589
Profit before Contribution to WPPF & Welfare Fund		52,829,230	62,049,100
Less: Contribution to WPPF & Welfare Fund	12.00	2,515,678	2,954,719
Profit before Tax		50,313,552	59,094,381
Less: Income Tax Expenses:		12,600,923	14,938,555
Current Tax	22.00	6,563,481	9,266,781
Deferred Tax	11.00	6,037,442	5,671,774
Net Profit for the period		37,712,629	44,155,826
Basic Earnings per share (EPS)	23.00	0.34	0.40

Chief Financial Officer Company Secretary Director Managing Director Chairman

Dated: Dhaka
12-Nov-20

INDO BANGLA PHARMACEUTICALS LTD





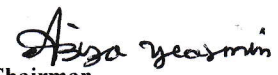
**Statement Of Changes In Equity (Un-Audited)
For the first quarter ended 30th September 2020**

Particulars	Share Capital	Retained Earnings	Total Equity
Balance as at 01-07-2020	1,115,070,000	402,528,176	1,517,598,176
Net Profit for the period	-	37,712,629	37,712,629
Balance as at 30-09-2020	1,115,070,000	440,240,805	1,555,310,805

INDO BANGLA PHARMACEUTICALS LTD

**Statement Of Changes In Equity (Un-Audited)
For the first quarter ended 30th September 2019**

Particulars	Share Capital	Retained Earnings	Total Equity
Balance as at 01-07-2019	1,023,000,000	351,627,332	1,374,627,332
Net Profit for the period	-	44,155,826	44,155,826
Balance as at 30-09-2019	1,023,000,000	395,783,158	1,418,783,158

    
Chief Financial Officer Company Secretary Director Managing Director Chairman

Dated: Dhaka
12-Nov-20

INDOBANGLA PHARMACEUTICALS LIMITED
Statement Of Cash Flows (Un-Audited)
For the Period ended 30th September, 2019

Particulars	Amounts in Taka	
	30th Sep, 2020	30th Sep, 2019
Cash Flow from Operating Activities		
Cash receipts from customers	200,123,450	162,675,620
Cash receipts from others income	225,350	1,800,000
Cash payment to Suppliers	(129,501,215)	(105,091,578)
Cash payment to Employees	(22,446,692)	(20,461,056)
Cash payment to Others	(14,221,175)	(10,397,017)
Cash Generate from operation	34,179,718	28,525,969
Cash payment against income Tax	(8,102,536)	(6,028,533)
Net Cash from Operating Activities	26,077,182	22,497,437
Cash Flow from Investing Activities		
Acquisition of property, plant and equipment	(46,289,465)	(59,799,348)
Paid for Work In Progress	-	-
Advance paid for L/C Margin Machinery	-	-
Net Cash used in Investing Activities	(46,289,465)	(59,799,348)
Cash Flow from Financing Activities		
Short Term Loan	19,981,000	-
Cash payment to IPO Expenses	-	-
Net Cash from Financing Activities	19,981,000	-
Net increase in Cash and Cash equivalents	(231,283)	(37,301,912)
Cash and Cash Equivalents at beginning of the period	13,838,790	160,581,427
Cash and Cash Equivalent at end of the Period	13,607,507	123,279,516

Net Operating Cash Flows Per Share (NOCFPS)

0.23


0.20




Chief Financial Officer



Company Secretary



Director



Managing Director



Chairman

Dated: Dhaka
12-Nov-20